

PUNCHING

Portable Single-Acting Hydraulic Puncher

SELFER HA Type

Punch, return, and reset operations are fully automatic.
An emergency switch returns the punch at any time.

- Will punch both round and oblong holes

Model HA11-1624 Non-CE

- Max. punching thickness: 16 mm
- Max. punching diameter: 24 mm
- Max. throat depth: 110 mm




Model HA07-1624 Non-CE

- Max. punching thickness: 16 mm
- Max. punching diameter: 24 mm
- Max. throat depth: 70 mm



Model HA06-1322 Non-CE

- Max. punching thickness: 13 mm
- Max. punching diameter: 22 mm
- Max. throat depth: 60 mm



Specifications


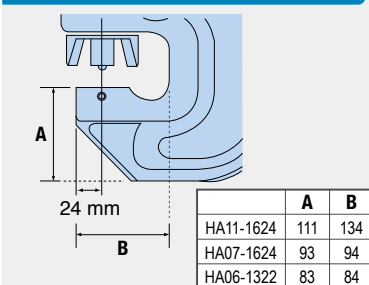
Model	HA11-1624	HA07-1624	HA06-1322
Max. Throat Depth	110	70	60
Punching Material	Mild Steel		
Capacity	Max. Punching Thickness*	16	13
	Max. Punching Diameter	24	22
Hole Making Time	16.5		10.5
Allowable Max. Pressure	68.65 (700)		
Max. Output	431 (44)		304 (31)
Ram Stroke	25		21
Mass (Weight)	35.5	28.5	21.5
Accessories Included	<ul style="list-style-type: none"> • D Punch 22 (Installed) • D Die 22 (Installed) • Sub Handle 	<ul style="list-style-type: none"> • Hose Cord Ass'y • Spanner • 4 mm Hex. Socket Screw Key 	<ul style="list-style-type: none"> • Tool Box

*Mild steel: Maximum punching thickness must be calculated by the equation 0.8 x punching diameter. For the details see the instruction manual.

Optional Accessories

PN	Description	Sales Unit
TA96534	Hose Kit Ass'y 5 m	1 piece
TP05184	Ultra-high Pressure Hose 5 m	
TA93778	Switch Cord Ass'y 5 m	
TA9B044	Hose Kit Ass'y 10 m	
TP05777	Ultra-high Pressure Hose 10 m	
TA95307	Switch Cord Ass'y 10 m	
TA94386	Foot Switch Ass'y	
TA92729	4L Oil Can	
TA96342	Hook Clamp Ass'y for HA07-1624 and HA11-1624	
TA99037	Lock Nut Ass'y for 25 mm Punch	
TQ01279	Hex. Socket Head Screw 8 x 14 for Securing Oblong Hole D Dies	

Dimension from Edge to Punch Center



HYDRAULIC PUMP for SELFER HA Type

Model SC-05 Non-CE

- Single-acting



Specifications

Model	SC-05	
Power Source (Single Phase)	115 V / 230 V AC	
Max. Output Pressure	68.65 (700)	
Output	50 Hz	60 Hz
At No-load	L/min 1.20	1.44
At 68.65 MPa	L/min 0.55	0.66
Motor	0.4 kW 4P	
Reservoir Capacity	L 4.0	
Discharge Port	Rc 3/8	
Mass (Weight)	kg 27.5	